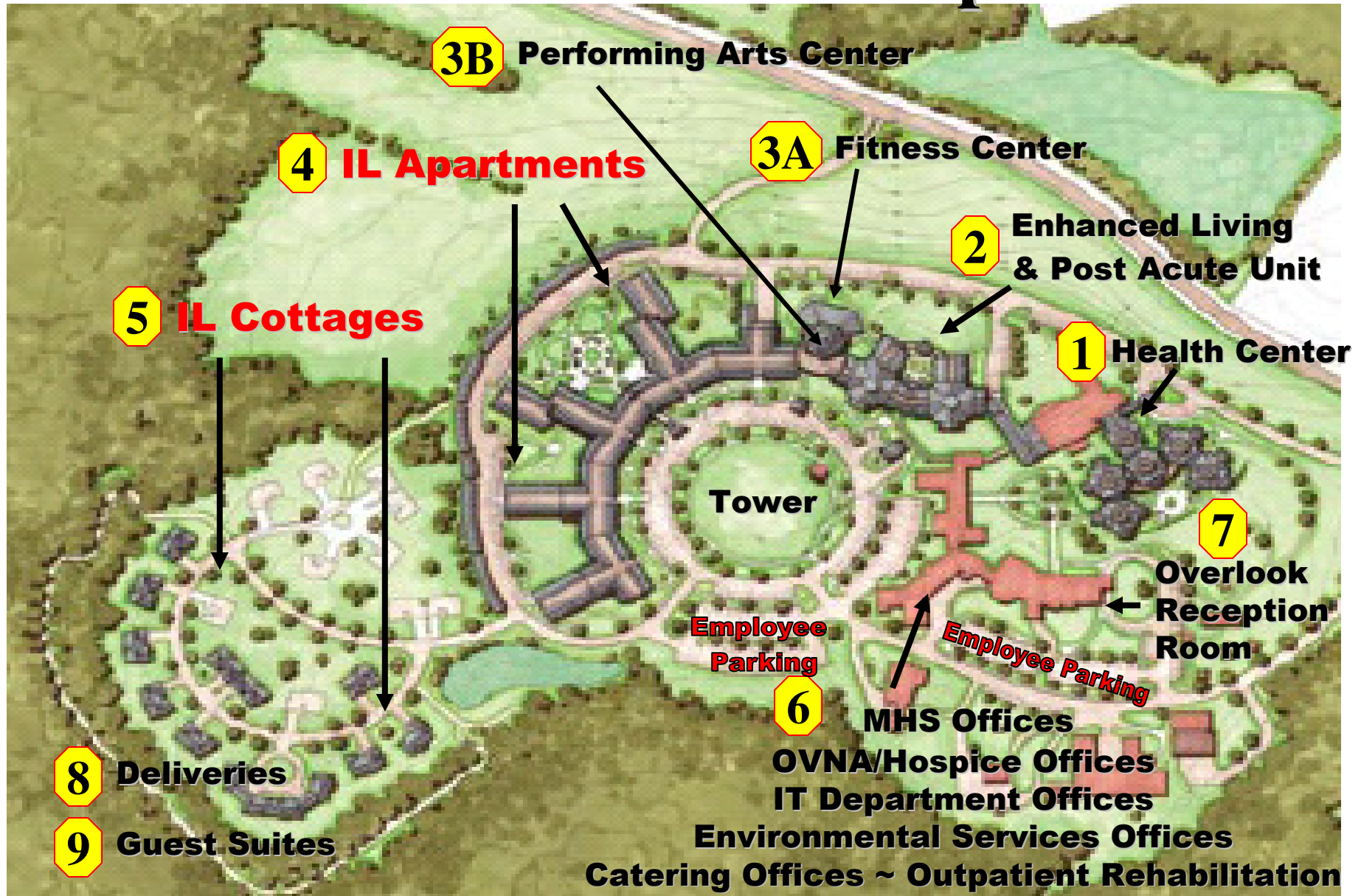


The Overlook Campus



The Overlook Campus

- 1** Directions to Overlook Masonic Health Center ~ *skilled nursing and dementia related care*
 - 2** Directions to Enhanced Living Center & Post Acute Unit ~ *assistive living and rehabilitative care*
 - 3A** Directions to Fitness Center ~ *fitness classes and pool*
 - 3B** Directions to Performing Arts Center ~ *campus and community events*
 - 4** Directions to Independent Living Apartments ~ *life care community*
 - 5** Directions to Independent Living Cottages ~ *life care community*
 - 6** Directions to Masonic Health System Offices ~ **Overlook VNA & Hospice Offices** ~ **Information Technology Offices** ~ **Environmental Services Offices** ~ **Catering Offices** ~ **Outpatient Rehabilitation** ~ *Davenport & Williams buildings*
 - 7** Directions to Overlook Reception Room (Overlook Hotel) ~ *catered events*
 - 8** Directions for Campus Deliveries ~ *Independent Living, Overlook Catering, Health Center*
 - 9** Directions to Guest Suites ~ *Williams building*
- Parking** – Visitor parking is to the right of the Administration Building(#1) – Outpatient Rehabilitation parking spaces are signed (#6) – other lots throughout the campus are labeled accordingly

1 Directions to Overlook Masonic Health Center



Step 1

Entrance from
Masonic Home
Road (enter
campus, take
immediate right
and proceed
towards Health
Center entrance
canopy on your
left) – reception
desk is located
through double
door entrance

You may also access the Administration building
and the Chapel through this entrance

2 Directions to Enhanced Living Center and Post Acute Unit



Step 1

Entrance from
Masonic Home
Road (enter
campus and
proceed straight up
driveway,
following signs
towards Post Acute
and Enhanced
Living Entrance)

Step 2

Park where lot is marked and enter building
through double doors under overhang

For directions once inside the building,
please see nurse at station on your left when entering

3A Directions to Fitness Center



**Fitness Center
Step 1**

For Fitness Center
-Entrance from
Masonic Home
Road (enter
campus, take
immediate right
and proceed past
Health Center) –
Parking is limited,
please use area in
front of Center

**Fitness Center
Additional Parking
Second Entrance**

- Entrance from Masonic Home Road and proceed straight up driveway

Park where lot is marked and enter PAC building through double doors under overhang (the next entrance after the Post Acute Unit) - Follow directory directions to Fitness Center

3B Directions to Performing Arts Center



PAC Step 1

For PAC - Entrance from Masonic Home Road and proceed straight up driveway

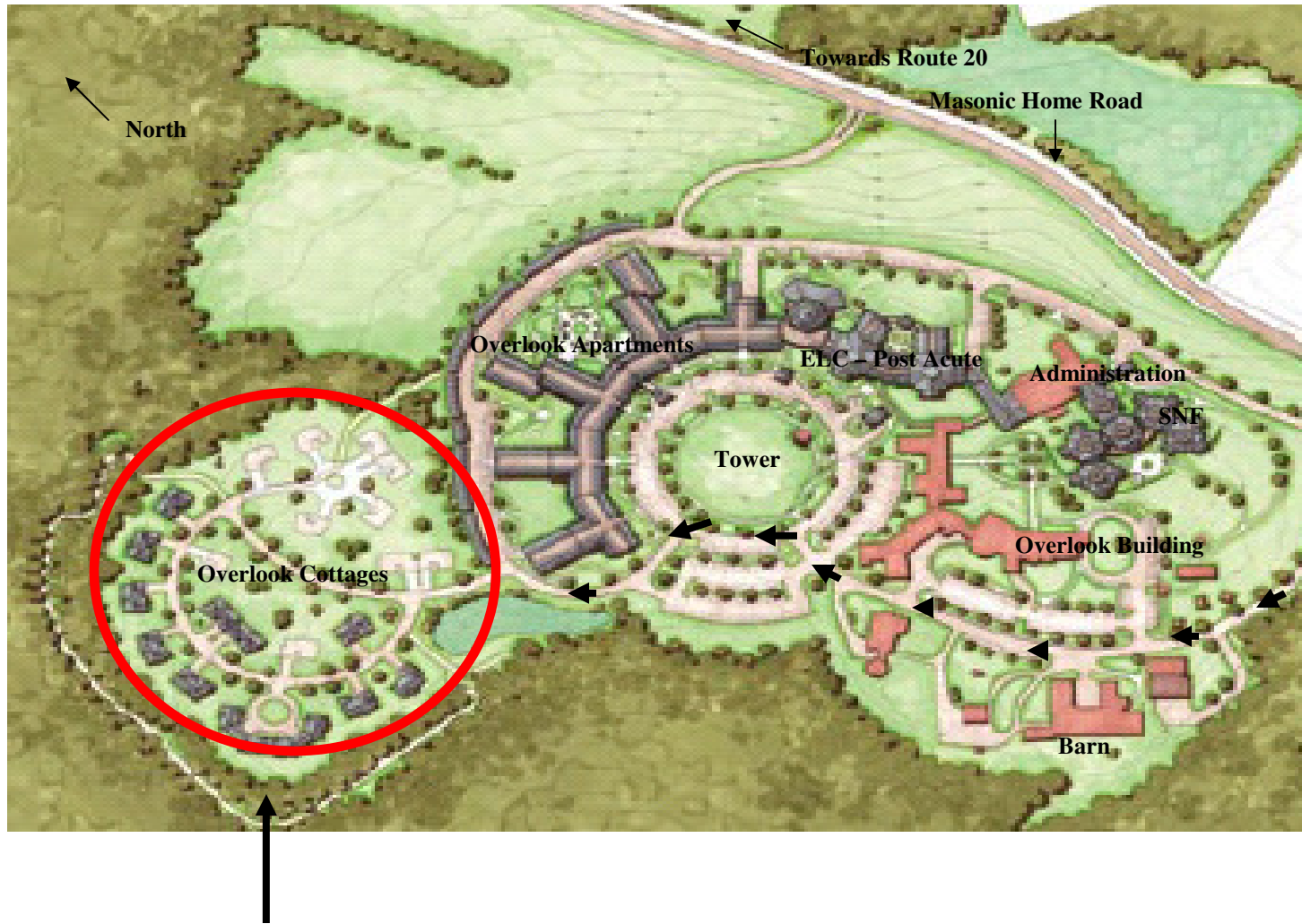
PAC Entrance

Parking for PAC

PAC Step 2

Park where lot is marked and enter building through double doors under overhang (the next entrance after the Post Acute Unit).

4 Directions to Independent Living Cottages

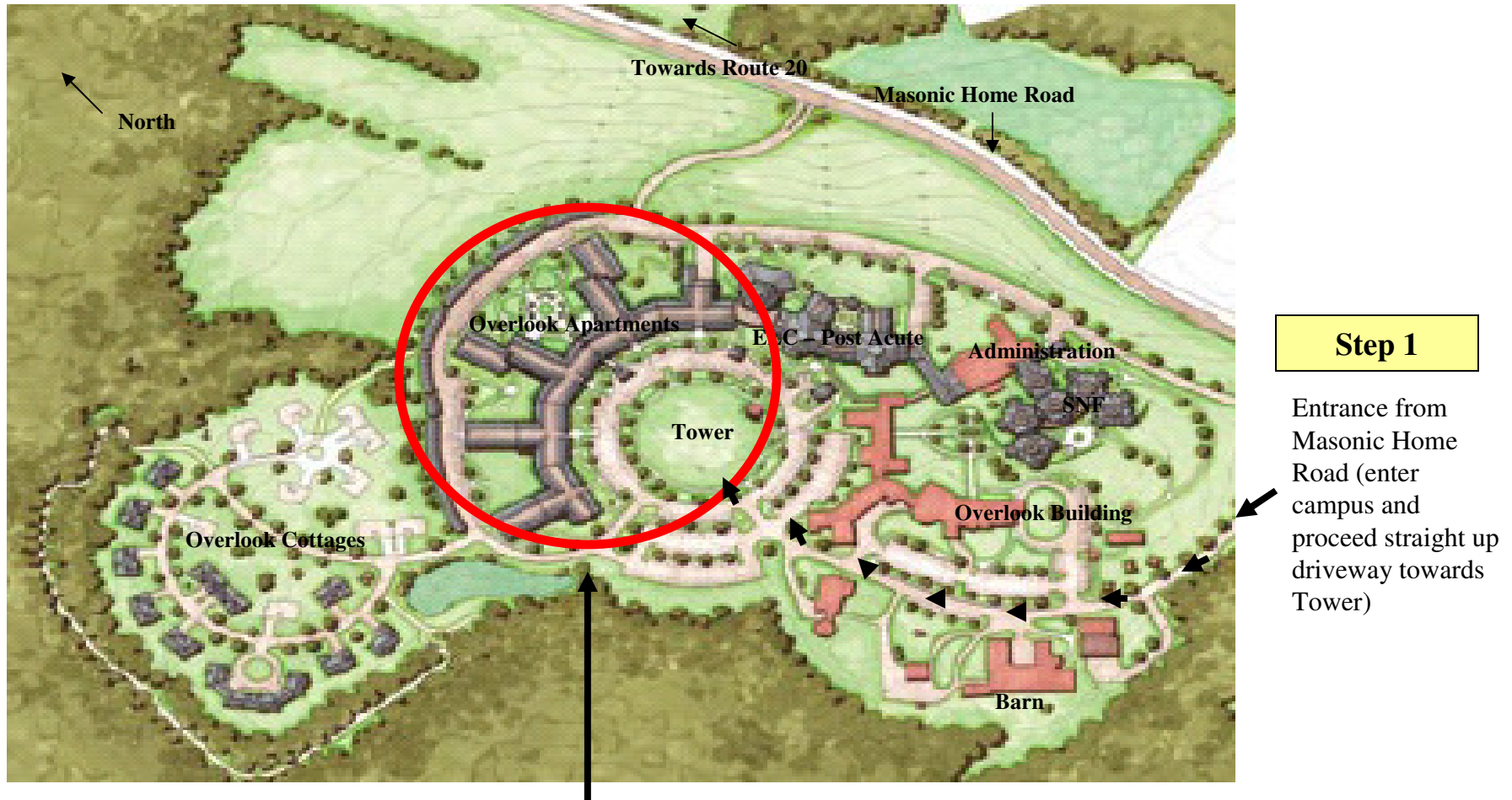


Step 1

Entrance from
Masonic Home
Road - enter
campus and
proceed straight up
driveway towards
back of campus

Cottage visitors - please park in driveway of person you are visiting

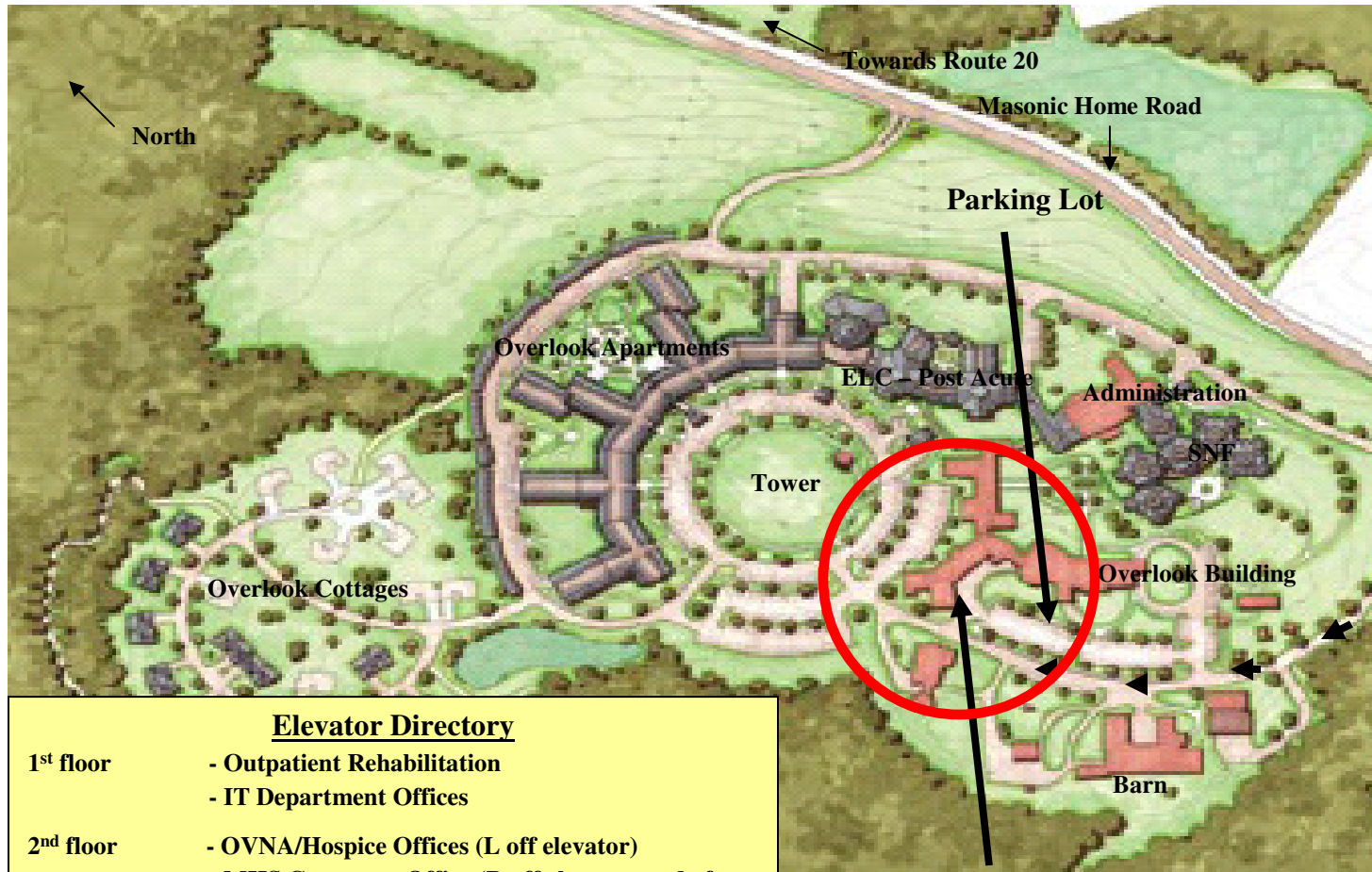
5 Directions to Independent Living Apartments



There are numerous entrances to the IL apartment buildings. Visitors are requested to park in designated areas*, use front entrance and inform Concierge upon arrival.

** Visitors are prohibited from parking in carports*

6 Directions to MHS Offices/OVNA/IT - *Davenport & Williams Building*



Step 1

Entrance from Masonic Home Road (enter campus and proceed straight up driveway, following signs towards MHS Corporate Offices)

Step 2

Brick Building on your right (Davenport/MHS sign) - bear right and park in marked parking lot (*you may park in spaces reserved for Outpatient Rehab*)

Step 3

Enter building through electronic doors, then next set of electronic doors on your right, take the elevator on your right to the appropriate floor (please see Directory on bottom left of this page)

<u>Elevator Directory</u>	
1 st floor	- Outpatient Rehabilitation - IT Department Offices
2 nd floor	- OVNA/Hospice Offices (L off elevator) - MHS Corporate Office (R off elevator, end of hall, through double doors, 1 st office on R, room 215/216) - MHS Communications Office (R off elevator), room 201 - MHS Foundation & Fund Development Offices, rooms 203/213
3 rd floor	- OVNA Corporate Offices (R off elevator) - Environmental Services Offices (L off elevator) - Catering Offices (L off elevator)

7 Directions to Overlook Reception Room

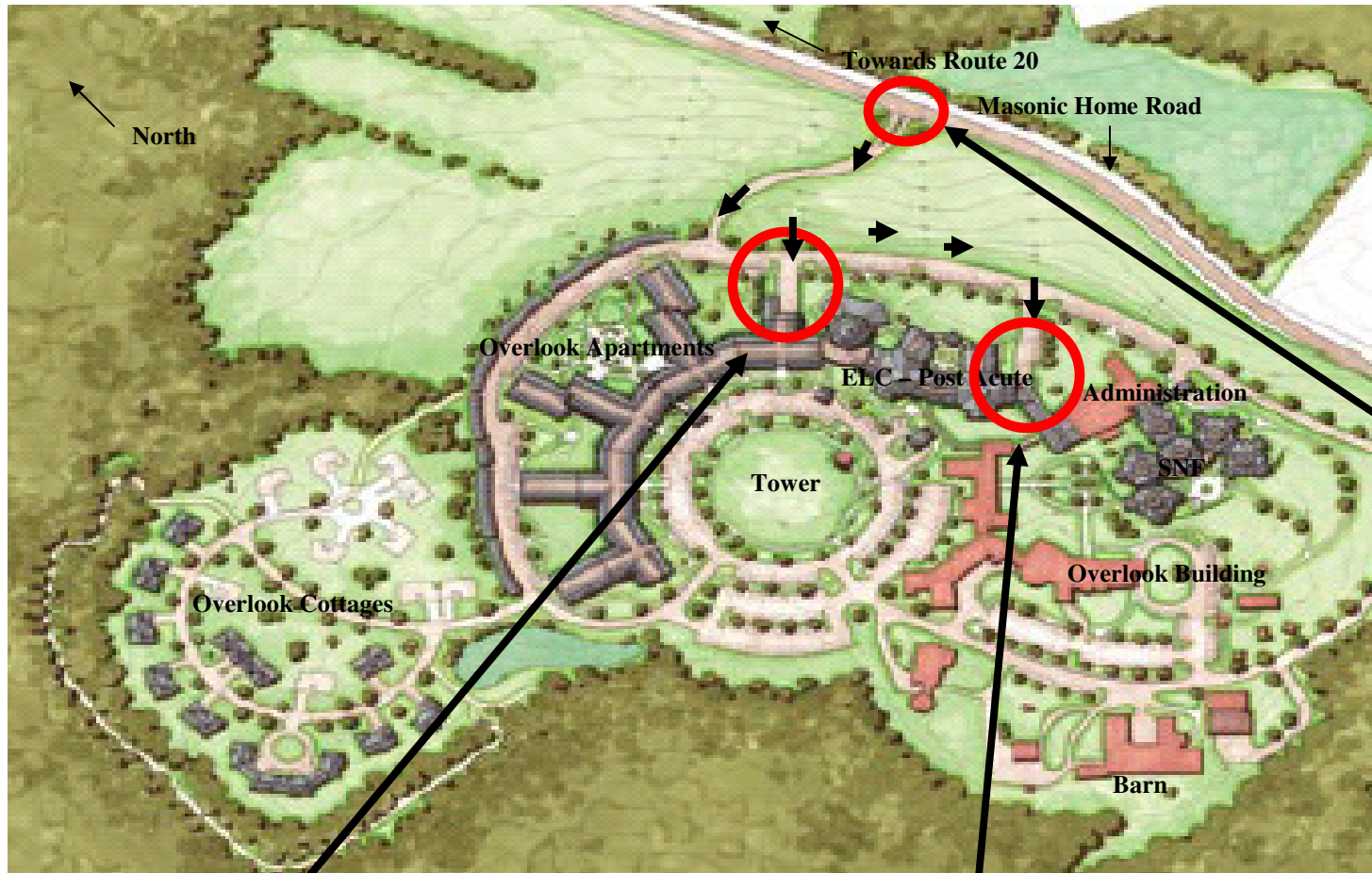


Step 1

Entrance from Masonic Home Road (enter campus and proceed straight up driveway, following signs towards Overlook Hotel)

Parking lot for Overlook Reception Room/Catered Events

8 Directions for Deliveries – **DO NOT USE MAIN ENTRANCE**



Step 1

Entrance from Masonic Home Road (enter campus using delivery entrance - 2nd left - follow delivery signs to loading docks) – **DO NOT USE MAIN ENTRANCE**

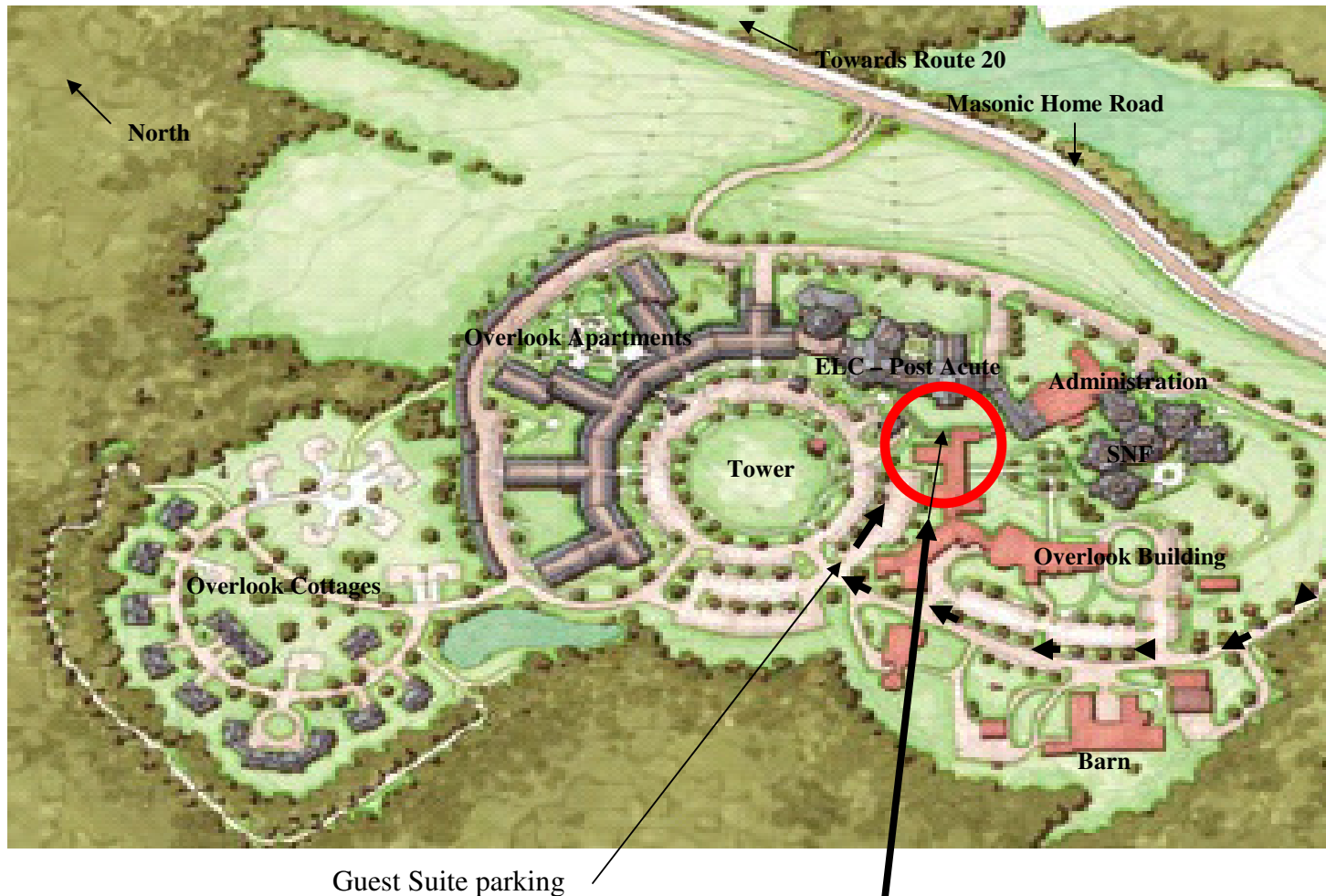
Independent Living & Catering Deliveries

Use this entrance and loading dock for all deliveries to Independent Living and Overlook Catering

Health Center Deliveries

Use this entrance and loading dock for all deliveries to Overlook Masonic Health Center

9 Directions to Guest Suites



Step 1

Entrance from
Masonic Home
Road (enter
campus and
proceed up
driveway
following signs
for Post Acute
Unit)

Guest Suite Entrance

Please park in the designated area and enter building through door marked Guest Suite Entrance –bear right and continue down hall to elevator on right –take elevator to floor 2 (when leaving –take elevator to B).
Reservations must be made in advance with the Concierge at 508.434.2317

General Directions to Campus

From the East

Take the Mass Pike West to exit 10
Bear right after the tollbooth onto Route 12 South
Approx. 1 mile, merge onto Route 20 West at traffic lights (by Pub 99)
Continue on Route 20 West to next traffic light (Cumberland Farms will be on your left)
Bear right, staying on Route 20 West
Continue approx. 7 miles on Route 20 West to traffic light in Charlton
Take a left at the lights onto North Main Street (by CVS)
Continue approx. 6/10th of a mile to center of town and take a right onto Route 31
Proceed to the top of the hill; take the 1st driveway to The Overlook Campus on your left

From the West

Take the Mass Pike East to exit 9
After the exit 9 tollbooth, you will be on Interstate 84
Take second exit (3A)to Route 20 East
Continue on Route 20 East approx. 6 miles to traffic light at the intersection of Route 31 (McDonalds/Exxon Mobil on your right)
Take a right at the light onto Route 31
Proceed to the top of the hill; take the 2nd driveway to The Overlook Campus on your right

From the North

Take 495 South to the Worcester exit (I-290 West)
Continue on I-290 West to exit 6B (Sturbridge, Route 20 West)
Continue on Route 20 West to traffic light (Cumberland Farms will be on your left)
Bear right, staying on Route 20 West
Continue approx. 7 miles on Route 20 West to traffic light in Charlton
Take a left at the lights onto North Main Street (by CVS)
Continue approx. 6/10th of a mile to center of town and take a right onto Route 31
Proceed to the top of the hill; take the 1st driveway to The Overlook Campus on your left

From the South

Take Route 84 to exit 3A (Route 20 East)
Continue on Route 20 East to the traffic light at the intersection of Route 31 (McDonalds/Exxon Mobil on your right)
Take a right at the light onto Route 31
Proceed to the top of the hill; take the 2nd driveway to The Overlook Campus on your right

The Overlook Campus ~ 88 Masonic Home Road ~ Charlton, MA 01507 ~ 508.248.7344

The Overlook Campus

